

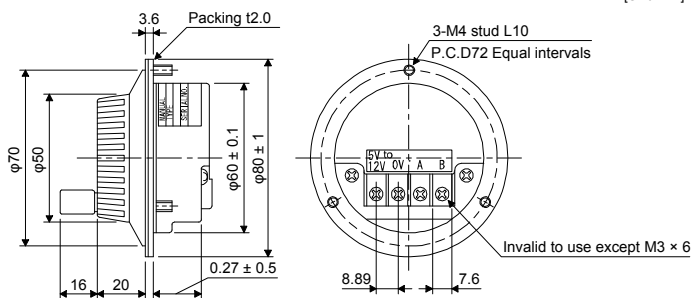
Thank you for choosing this product. This guide is the installation guide for the Manual Pulse Generator (MR-HDP01). To ensure safety, always read through this guide and the instruction manual of the servo amplifier used before using this product. What is not written in this guide is described in the instruction manual of the servo amplifier.

Please forward this guide and other attached documents to the customer who will use this product. Also, always keep this guide and other documents.

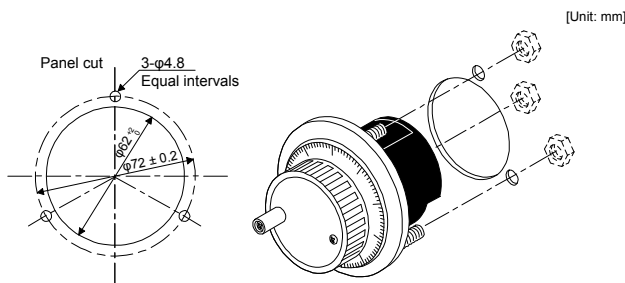
1. SPECIFICATIONS

Item		Specifications
Power supply	Voltage	4.5 V DC to 13.2 V DC
	Consumption current	60 mA or less
Interface		Maximum output current: 20 mA for open collector output
Pulse signal form		A-phase/B-phase, 2 signals of 90° phase difference
Pulse resolution		100 pulses/rev
Maximum speed		Instantaneous maximum: 600 r/min, normal: 200 r/min
Temperature range for operation		-10 °C to 60 °C
Temperature range for storage		-30 °C to 80 °C

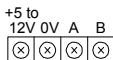
2. DIMENSIONS



3. MOUNTING



4. TERMINAL ASSIGNMENT



Signal name	Description
+5 to 12V	Power supply input
0V	Common for power and signal
A	A-phase output pulse
B	B-phase output pulse